

TRAFFIC/RAILWAY LAMPS

Halogen

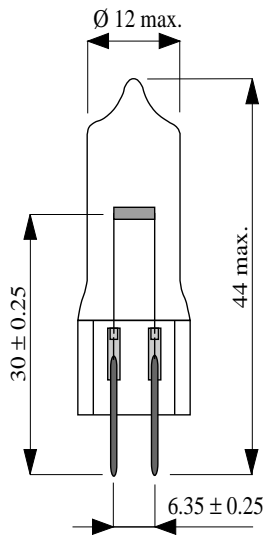


Fig. 11-02

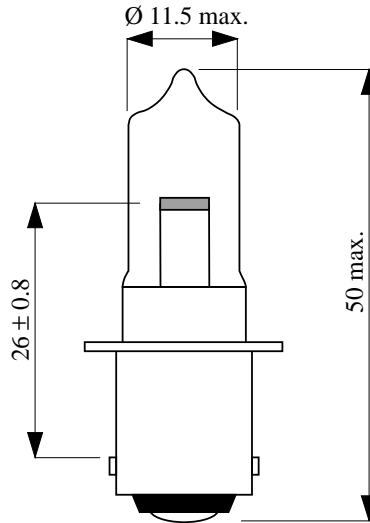


Fig. 11-03

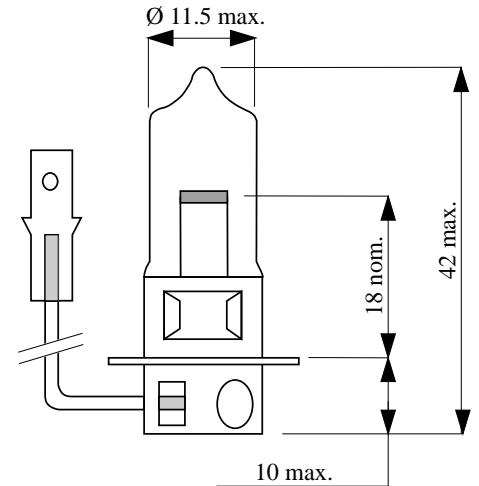


Fig. 11-04

Article	Volt	Watt	Lumen	Base	5% Failure after / hrs	Philips	Fig.
422841050	12	50	935	GY6.35	4000	Halogen 13512	11-02
422842035	10	35	525	Ba15d	6000	Halogen 6613	11-03
422842050	10	50	820	Ba15d	2000	Halogen 13557	11-03
422843035	10	35	525	PKX22s	6000	Halogen 6611	11-04
422843050	10	50	820	PKX22s	6000	Halogen 13526	11-04
422843051	10	50	950	PKX22s	2000	Halogen 13563	11-04
422843067	42	67	980	PKX22s	4000	Halogen 13911	11-04